

Autodesk® AutoCAD® Revit LT™ Suite Top 6 Reasons to Subscribe

Stand out with BIM

Stand out from competitors. Subscribe to Autodesk® Revit LT™ BIM software and AutoCAD LT® drafting tools.

1.) Add Building Information Modeling to your workflow

- AutoCAD Revit LT Suite includes both Revit LT and AutoCAD LT software.
- Move to BIM at your own pace while continuing to work with familiar 2D drafting and detailing tools.
- Learn the BIM process using a simplified user interface and integrating learning tools.

2.) Flexible pricing options

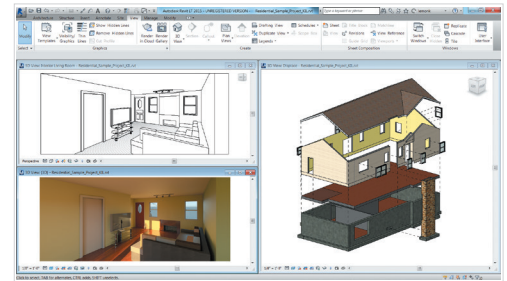
- Subscription licensing offers more flexible and cost-effective options.
- Easily ramp up or scale down your software investment.
- Access the latest software releases, cloud services, and technical support.

3.) Work more efficiently with a single, coordinated model

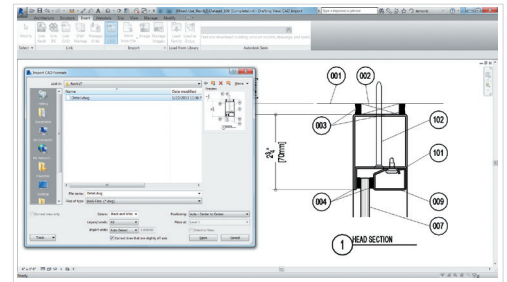
- Create intelligent 3D models to help plan, design, build, and manage your project.
- Generate schedules, drawing sheets, 2D and 3D views directly from the model.
- Revise designs and automatically update changes throughout every view.

4.) Exchange designs with other Revit and AutoCAD users

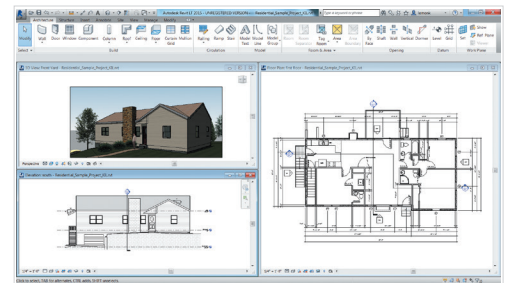
- Autodesk Revit LT software is fully compatible with Autodesk® Revit® software products. Easily exchange files created on the Revit® platform.
- Import or export DWG files for enhanced interoperability.



Transition to BIM



Import DWG files into Revit LT



Work with a single, coordinated model

5.) Impress clients with near 3D visualizations and photorealistic renderings

- Communicate ideas more clearly with 3D design and visualization tools. For example, conceptualize the structure and space of a building more clearly with virtual walk-throughs.
- Create near photorealistic 3D renderings with Revit LT and Autodesk® A360 Rendering* web service.
- Add detail to your rendering with an extensive library of predefined photorealistic materials.
- Define sun settings and add artificial lighting with a photometric light source that uses real-world data.
- Generate renderings in the cloud* without the need for high-powered hardware.

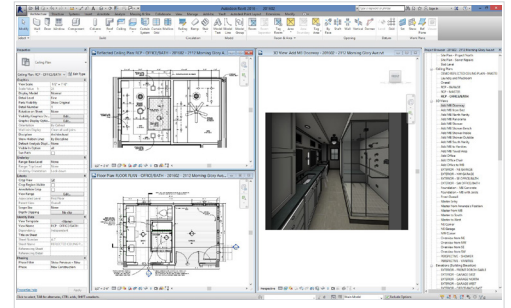


Create near photorealistic renderings

6.) Enhance documentation quality

Autodesk Revit LT automatically manages changes to your Revit building model throughout the documentation process. This helps maintain a more consistent representation of your building. You also improve drawing coordination and minimize errors.

The result: Minimize the cost of changes and manual coordination in construction with higher quality construction documents.



Create better designs

* These web services are available to Autodesk Subscription customers during the term of their Subscription and are subject to the terms and conditions associated with each respective web service..

Now is the time

For more information about Autodesk Revit LT 2017, go to www.autodesk.com/revitlt

To locate the reseller nearest you, visit www.autodesk.com/reseller

Discover why so many engineers, designers, and draftings use Autodesk® AutoCAD® Revit LT™ Suite.